

GLOBAL GATEWAY

— SHINAGAWA —

EAST JAPAN RAILWAY COMPANY
Shinagawa and Large-scale Developments Department



Contents

Corporate Profile

Location

Project overview

Conclusion



corporate profile

East Japan Railway Company is:

- The world's biggest railway company
- One of the major Real estate developers in Japan
- A Multinational railway operator

East Japan Railway Network in Japan

Operating kilometers 7,457km

Number of stations 1,665

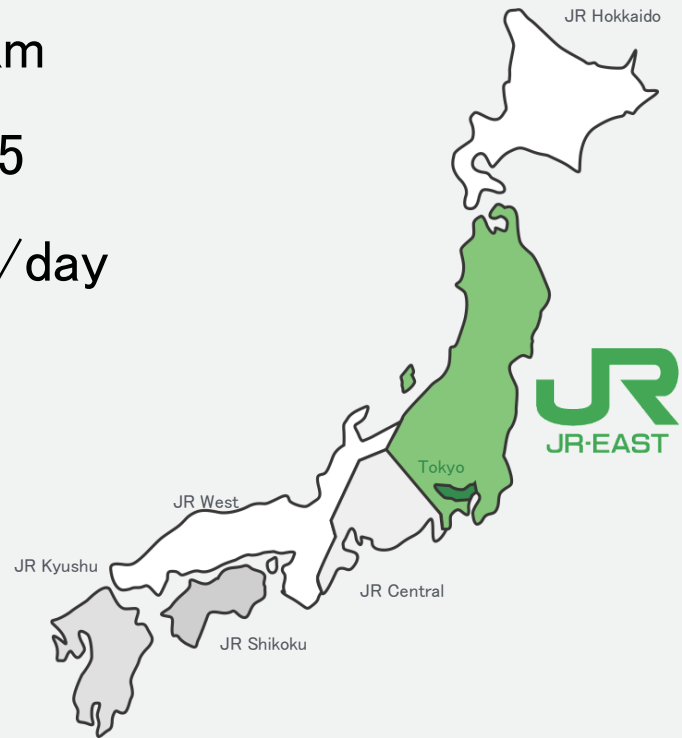
Number of passengers 17mil/day

Number of Real Estate Assets

Shopping Complex 186

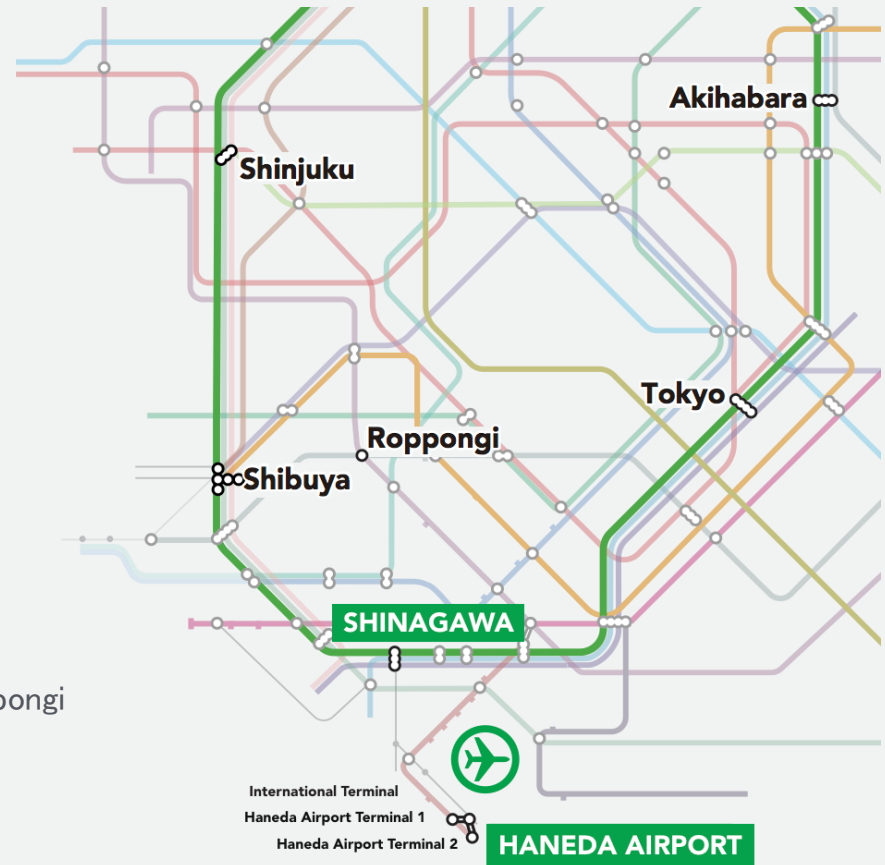
Hotels 48 (7,216 rooms)

Office Buildings 34



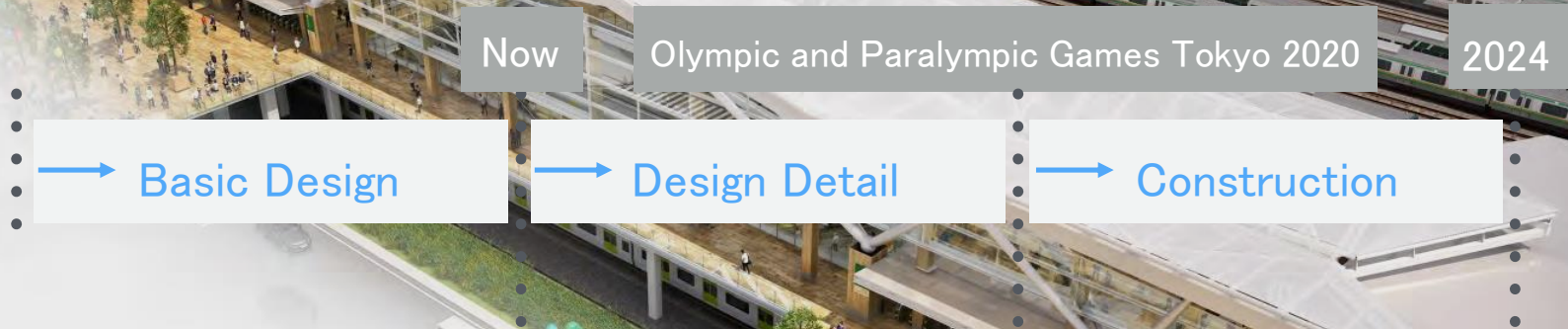
Shinagawa has an unmatched strength in terms of location.

It is located in south-east Tokyo and only **11 minutes** from Tokyo Haneda International Airport.





Project schedule



Project Site: Approx.32ac (approx.13ha)

Mixed- use Buildings: Office, Retail, Residence, Cultural facility)


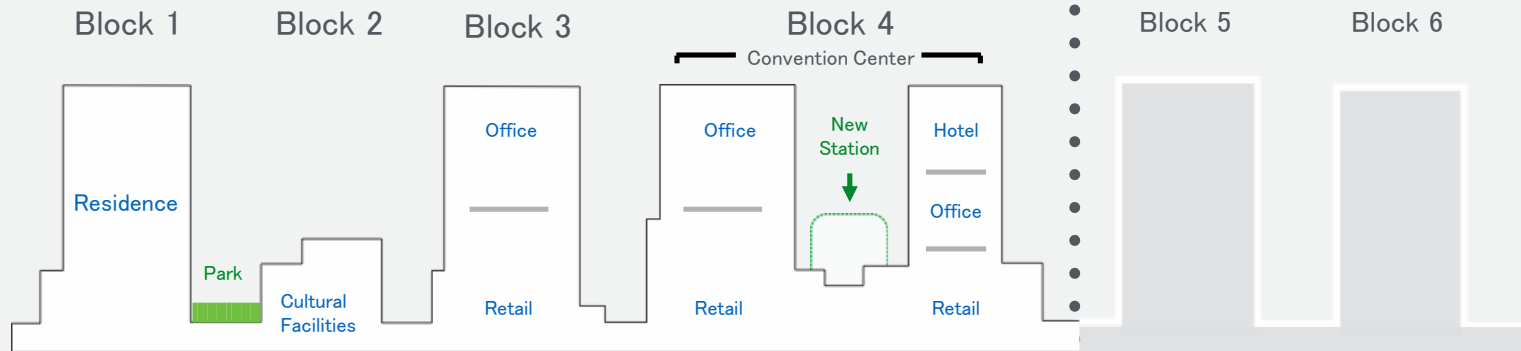
Project overview

Phase 1

Scheduled to
open in 2024

Phase 2

Scheduled to
open after 2030



Open space &
park




Shops &
Restaurants



Offices



Business
Support



Cultural
Facilities



Meeting &
Conference

An aerial photograph of a sprawling urban landscape, likely Tokyo, featuring a dense concentration of skyscrapers and residential buildings. A wide river flows through the city, with a prominent suspension bridge visible on the right side. The text is overlaid in the upper half of the image.

Let's fill the last “blank”
and create the future together,
mixing your businesses & technologies.

Thank you

