



**THE PORT
OF LOS ANGELES**

Port of Los Angeles Update

Japan External Trade Organization

Masa Morimoto, Marketing | June 24, 2021



San Pedro Bay Port Complex



Port of
LONG BEACH

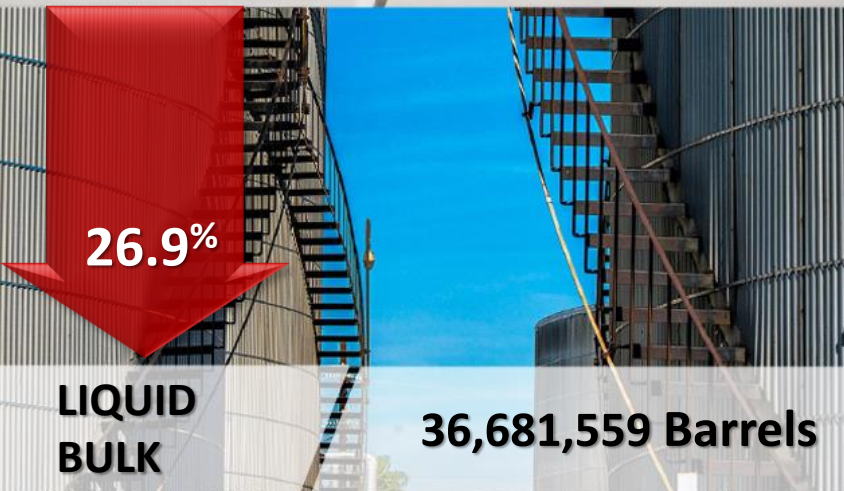
- Harbor Department founded in 1907
- Non-Taxpayer Supported
- By the Numbers:
 - 4,300 acres land
 - 3,200 acres water



18.7%

VEHICLES

53,108 Units



26.9%

LIQUID BULK

36,681,559 Barrels



33.4%

STEEL

717,653 MT



0%

VISITORS

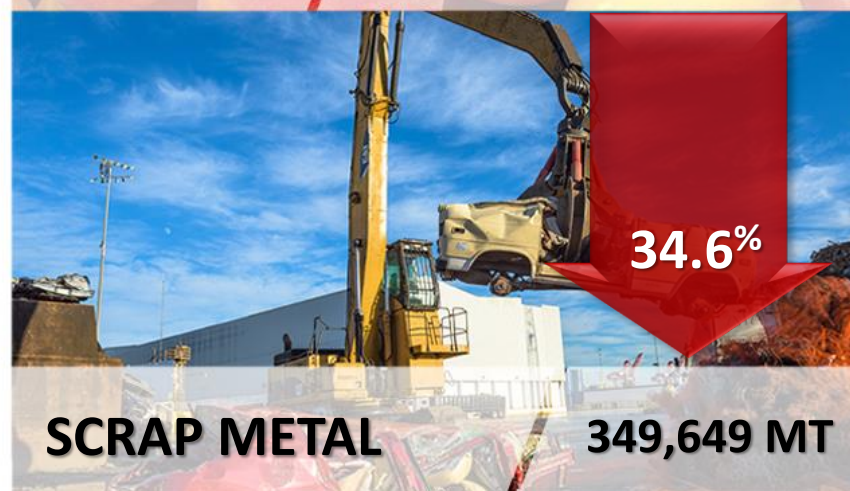
3.1 Million People



9.5%

FRUIT

65,009 MT



34.6%

SCRAP METAL

349,649 MT



48%

CRUISES

173,947 Passengers

OTHER LINES OF BUSINESS

Container Terminal Facilities



TRAPAC

Land area: 185 acres (75 hectares)
Total berth length: 5,400' (1,646 meters)
Berths: 4
Water depth: 45' – 53' (13.7 – 16.1 meters)
Cranes: 10 Post-Panamax cranes
Gate: 17 lanes
On-dock rail: 8 tracks = 20,600' (6,278 meters)
Reefer plugs: 685

YANG MING TERMINAL (WBCT)

Land area: 186 acres (75 hectares)
Total berth length: 2,500' (762 meters)
Berths: 2
Water depth: 45' (13.7 meters)
Cranes: 5 Post-Panamax cranes
Gate: 30 lanes
On-dock rail: 3 tracks = 8,920' (2,718 meters)
Reefer plugs: 376

CHINA SHIPPING (WBCT)

Land area: 132 acres (53.4 hectares)
Berth length: 2,500' (762 meters)
Berths: 2
Water depth: 53' (16.1 meters)
Cranes: 10 Super Post-Panamax cranes
Gate: Shared with YML
On-dock rail: Shared with YML
Reefer plugs: 204

FMS

Land area: 292 acres (118 hectares)
Total berth length: 4,000' (1,219 meters)
Berths: 3
Water depth: 50' (15.2 meters)
Cranes: 16 Post-Panamax cranes
Gate: 23 entry/exit
On-dock rail: 8 tracks = 20,415' (6,222 meters)
Reefer plugs: 706

YUSEN TERMINALS

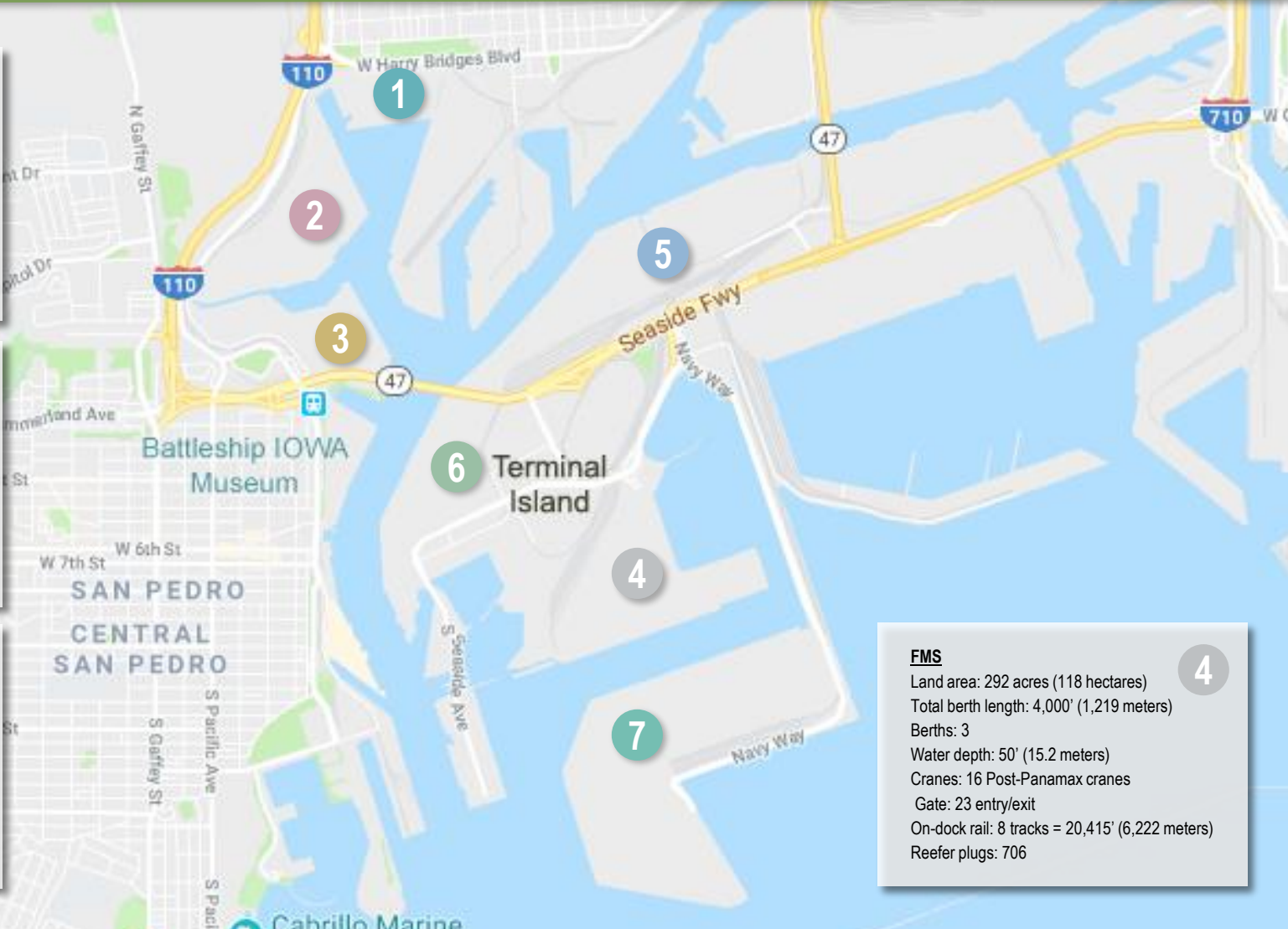
Land area: 185 acres (75 hectares)
Total berth length: 5,800' (1,768 meters)
Berths: 3
Water depth: 45' (13.7 meters)
Cranes: 10 Post-Panamax cranes
Gate: 30 lanes
On-dock rail: 4 tracks = 8,531' (2,600 meters)
Reefer plugs: 406

EVERPORT TERMINAL

Land area: 205 acres (82 hectares)
Total berth length: 5,800' (1,768 meters)
Berths: 3
Water depth: 45' (13.7 meters)
Cranes: 8 Post-Panamax cranes
On-dock rail: 4 tracks = 9,300' (2,834 M)
Reefer plugs: 560

APM TERMINALS

Land area: 484 acres (196 hectares)
Total berth length: 7,300' (2,225 meters)
Berths: 6
Water depth: 55' (16.8 meters)
Cranes: 19 Post-Panamax cranes
Gates: 40 lanes
On-dock rail: 12 tracks = 29,004' (8,840 meters)
Reefer plugs: 2,400



TEU Volume – Port Ranking



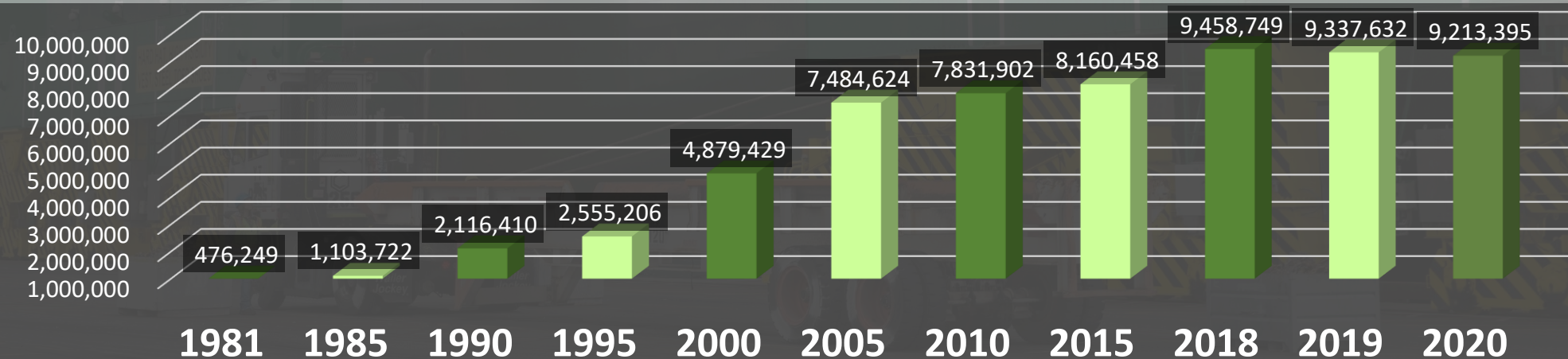
Global Ranking (2020)

1. Shanghai, China	43.5	6. Qingdao, China	22.01
2. Singapore	36.87	7. Busan, South Korea	21.82
3. Ningbo, China	28.72	8. Tianjin, China	18.35
4. Shenzhen, China	26.55	9. Hong Kong	17.97
5. Guangzhou, China	23.51	10. LA & LB	17.3

North American Ranking (2020)

1. Los Angeles	9.2	6. Vancouver	3.4
2. Long Beach	8.1	7. Northwest Seaport	3.3
3. NY/NJ	7.5	8. Houston	2.9
4. Panama (AMP)	6.9	9. Virginia	2.8
5. Georgia	4.6	10. Oakland	2.4

PORT OF LOS ANGELES - TEU COUNT



Port of Los Angeles Overview



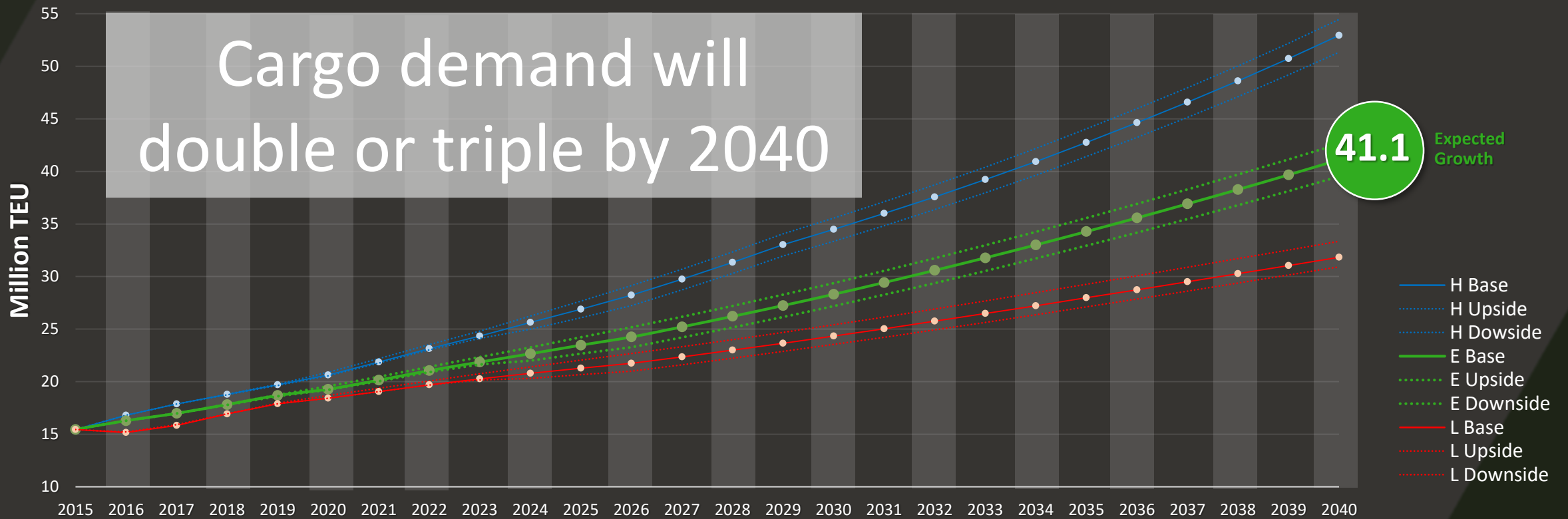
9,213,395 TEU
CY - 2020

San Pedro Bay Cargo Forecast



CAGR	High Growth			Expected Growth			Low Growth		
	Upside	Base	Downside	Upside	Base	Downside	Upside	Base	Downside
2015-2040	5.2%	5.1%	4.9%	4.1%	4.0%	3.8%	3.1%	2.9%	2.8%

Cargo demand will double or triple by 2040



Vessels are Getting Larger

34,359 TEU Moves (June 2020)

57%

Increase in
13,000-TEU
and larger
vessels
(2017-2020)



Vessel Activity



HISTORICAL CONTAINER VESSEL ACTIVITY

Date	POLA Vessels at Anchor	POLA Vessels at Berth	POLA Vessels Departed	Average Days at Berth	Average Days at ANC + Berth
6/9/2021	10	16	2	3	5
6/10/2021	5	15	5	4.2	7.4
6/11/2021	6	15	3	6.67	7
6/14/2021	6	16	8	5.25	8.13
6/15/2021	7	15	3	2.66	4.33
6/16/2021	9	14	2	4.5	9
6/17/2021	7	17	2	6.5	9
6/18/2021	7	15	3	4.67	9
6/21/2021	11	14	2	8.5	10.5
6/22/2021	9	17	3	3	8.33

Top Trading Partners & Commodities

Trading Partners



1. China/Hong Kong **\$115B**
2. Japan **\$35B**
3. Vietnam **\$23B**
4. Taiwan **\$17B**
5. South Korea **\$14B**

(In Cargo Value, CY2020)

Imports



1. Furniture **644K**
2. Auto Parts **291K**
3. Apparel **282K**
4. Electronics **227K**
5. Plastics **211K**

(Containerized, CY2020)

Exports



1. Animal Feeds **194K**
2. Waste Paper **176K**
3. Soybeans **124K**
4. Scrap Metal **95K**
5. Fabrics **91K**

(Containerized, CY2020)


3+ Years of Trade Impacts

Trade Tensions and COVID-19 Pandemic

- Supply Chain Disruption
- Manufacturing Shifts = Cargo Routing to US East Coast
- Imports Surge; Exports Decline
- Port Congestion

Where Stand Today

Ships at Anchor



Avg. Days at Anchor:
6.7

Containers Left in Terminal



Days After Discharge:
3.9

Warehouses Full; Equipment Held



Street Dwell Time:
6.5

Port of Los Angeles - Container Volume



In TEUs	2020	2021	% Change
Jan 2020 – May 2020 vs Jan 2021 – May 2021	3,070,413	4,551,445	+48%

In TEUs	2020	2021	% Change
May 2020 vs May 2021	581,665	1,012,048	+74%

- Busiest May in Port's 114-year history
- Averaging 900,000 TEUs over 10 months

10 Million TEUs FY Ending 2021



Questions

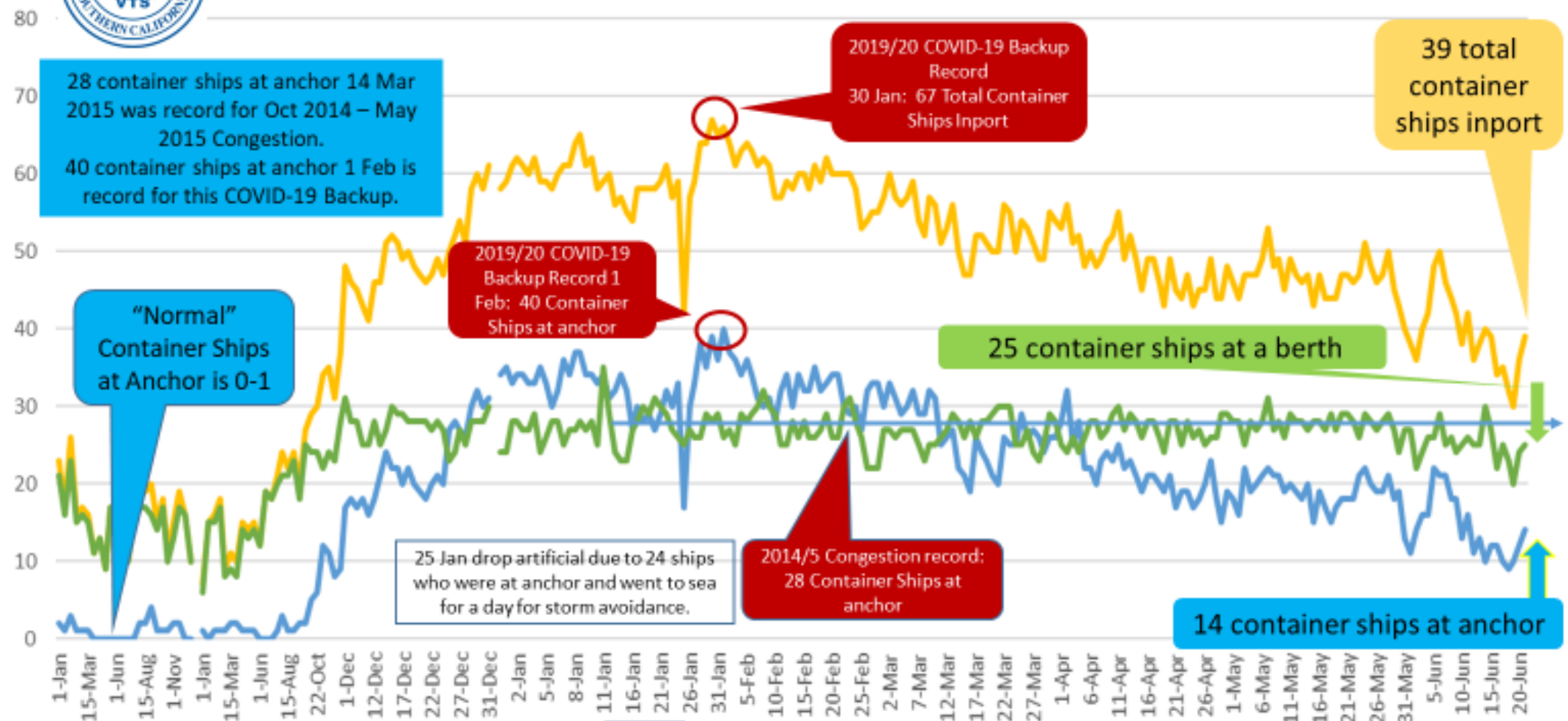
「港の混雑の現状と見通し」

港の混雑、遅延が続いています。経済活動の全面再開に伴いリードタイムの長期化や価格の高騰が懸念されますが、いつ頃平準化すると考えられますか？ もしくはこれが今後の標準的なリードタイム、価格となるのでしょうか？

Container Vessels in LA/LB



Total Container Ships in Los Angeles and Long Beach
1 Jan 2019 through 21 June 2021 per 1200 report



Container Terminal - Actions

- COVID cleaning protocols
- Offered more gates
- Increased hours of operations
- Launched new software and revised processes to manage truck appointments to expedite the pick-up and drop off of containers.

ILWU 労使交渉

「ILWU 労使交渉」

来年は米国西岸の港湾組合 ILWUとPMAの労使協定の改定があり、ストの可能性が懸念されますが、何か情報があればお聞かせください。

労使交渉

In June 2017, The **PMA** and **ILWU** agreed to extend the West Coast waterfront contract, which was scheduled to expire on July 1, 2019, until Jul 1, 2022.

2017年6月にPMA（太平洋海事協会）とILWU（国際港湾倉庫労働者組合）は2019年7月に失効予定の労働協約を2022年の7月まで延長。

October 1, 2018, **USMX** and **ILA** agreed to extend the contract from 10/1/2018 to 9/30/2024

2018年10月に USMX(米国海洋連合) とILA(国際港湾労働者協会) は2018年10月に執行予定であった労働協約を2024年9月末まで延長

*PMA: Pacific Maritime Association

*USMA: United States Maritime Alliance, Ltd.

*ILWU: International Longshore and warehouse Union

*ILA: International Longshoremen's Association

Digital Transformation Automation

各業界で「デジタルトランスフォーメーション」や「オートメーション」化が急速に進んでいます。

物流業界におけるDXの取り組み事例や、日本と米国でのIT化への対応について比較情報など。

Port Optimizer



[Locomotive](#)

[Freight Car](#)

[Freight Services](#)

[Digital Electronics](#)

[Transit](#)

[Adjacent Solutions](#)

[Home](#) > [Digital Electronics](#) > [Network & Logistics](#) >

Port Optimizer™

Increase throughput and improve efficiency with digital infrastructure, creating an accurate, on-time and reliable source of data for port stakeholders to better plan operations

[Access the App](#)

[Learn More](#)

[OVERVIEW](#)

[FEATURES](#)

[SOLUTIONS](#)

[PRODUCT DETAILS](#)

[FAQS](#)

[SUCCESS STORIES](#)

[TUTORIALS](#)

[RELATED PRODUCTS](#)

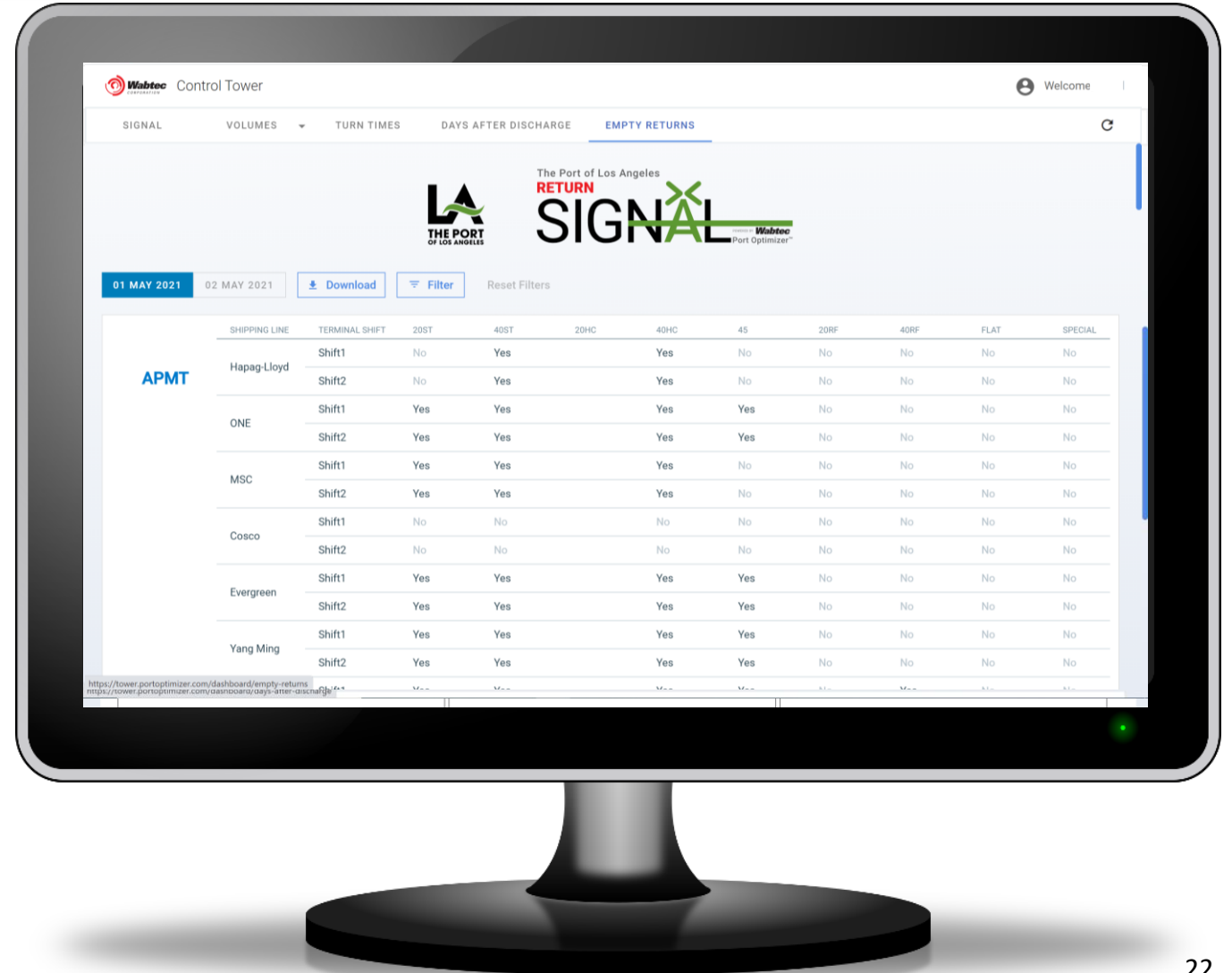
[CONTACT US](#)

Port Optimizer is not just an application or set of applications. Port Optimizer is an Initiative to create digital infrastructure as a competitive differentiator for port authorities looking to increase efficiency and throughput.

Real-Time Information Sharing



- *Signal*
- *Cargo Volumes*
- *Turn Times*
- *Date After Discharge*
- *Return Signal*



DAY/DATE: Tuesday, June 22, 2021									
Terminal		Arrival Date at Anchor	Arrival Date at Berth	Date Vessel Operations Began	Estimated Date of Departure	Actual Departure Date	Total Days at Berth	Total Days: Anchor + Berth	
WBCT Yang Ming	ZIM New York	6/11/2021	6/16/2021	6/16/2021	6/21/2021	6/22/2021	5	11	www.wbct.us/terminal-services
	President Eisenhower	4/19/2021	5/6/2021	N/A	N/A				shift from 8304 on 5/6/2021 for repairs
	Spyros V	6/11/2021	6/19/2021	6/19/2021	6/25/2021				
	Jackson Bay	6/12/2021	6/22/2021	6/22/2021	6/26/2021				
WBCT China Shipping	CSCL South China Sea	6/15/2021	6/21/2021	6/21/2021	6/26/2021				www.wbct.us/terminal-services
	CSCL Yellow Sea	6/3/2021	6/15/2021	6/15/2021	6/21/2021		5		shifted to POLB on 6/20
	Queen Esther	6/10/2021	6/19/2021	6/19/2021	6/21/2021	6/21/2021	2	11	
	Cape Magnus	6/14/2021	6/21/2021	6/21/2021	6/25/2021				
TRAPAC	YM Upward		6/19/2021	6/19/2021	6/26/2021				www.trapac.com
	YM Upsurgence		6/20/2021	6/20/2021	6/25/2021				
YUSEN	MOL Prestige		6/20/2021	6/20/2021	6/24/2021				www.yti.com
	ONE Hanoi		6/22/2021	6/22/2021	6/27/2021				
Everport	Ever Lucky		6/19/2021	6/19/2021	6/23/2021				www.etslink.com
Fenix Marine	APL Dublin	6/14/2021	6/18/2021	6/18/2021	6/24/2021				www.fenixmarineservices.com
	CMA CGM Florida		6/17/2021	6/17/2021	6/20/2021	6/20/2021	2	3	shifted to POLA on 6/19
	CMA CGM Centaurus		6/19/2021	6/19/2021	6/22/2021				arrived TraPac 6/13; shifted APL 6/19
	President FD Roosevelt		6/22/2021	6/22/2021	6/25/2021				
APMT	MSC Aries	6/13/2021	6/17/2021	6/17/2021	6/25/2021				www.apmterminals.com
	MSC Josseline		6/20/2021	6/20/2021	6/27/2021				
	Maersk Northampton		6/20/2021	6/20/2021	6/22/2021				
	Maersk Seville		6/20/2021	6/20/2021	6/27/2021				

Total 13 container vessel/s at anchor in San Pedro Bay Complex:

Total 9 container vessel/s at anchor for the Port of Los Angeles: CMA CGM Andromeda, CMA CGM Cassiopeia, CMA CGM Elbe, CSCL Autumn, MSC Orion, Seaspan Manila, Seaspan Melbourne, Wan Hai 515,

Import Volume for coming weeks Optimizer - **SIGNAL**



Thursday, June 24, 2021

Jun 20 – Jun 26
(Week 25)

Import Volumes (TEU)

137,330

% Change from
previous week: ▲ 15.21

% Change from
Previous Year: ▲ 49.75

Jun 27 – Jul 03
(Week 26)

Import Volumes (TEU)

139,765

% Change from
previous week: ▲ 1.77

% Change from
Previous Year: ▲ 43.22

Jul 04 – Jul 10
(Week 27)

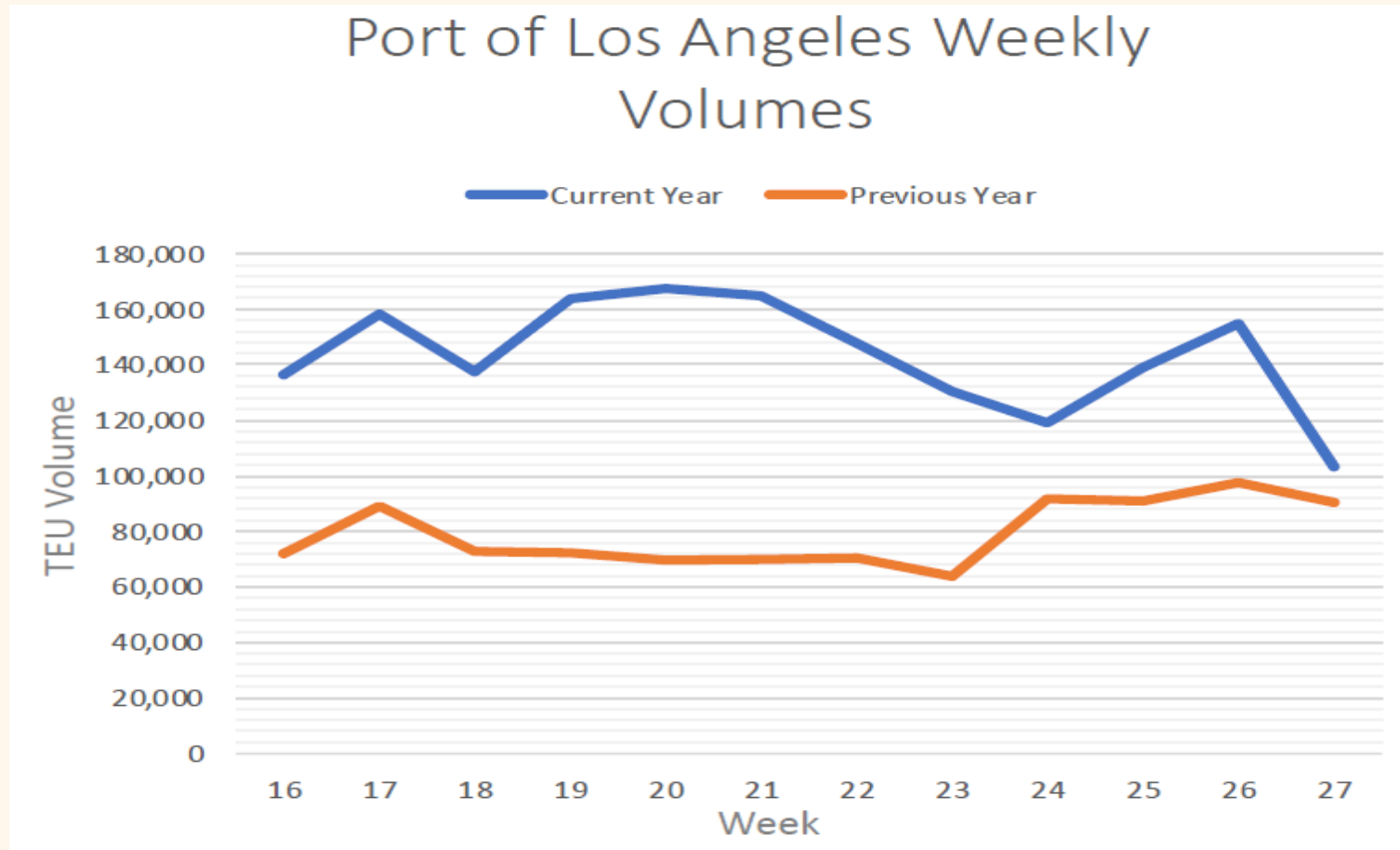
Import Volumes (TEU)

116,836

% Change from
previous week: ▼ 16.41

% Change from
Previous Year: ▲ 29.38

Weekly Import Volume



Current Anchorage at Port of Los Angeles

as of 6/24/2021



Container Vessels at Anchor: 7

Current Anchorage Time Average: 5.8 Days

Current Ships at Anchor	Date of Anchor	Terminal	Days at Anchor
CMA CGM Andromeda	06/21/21	FMS	3
CMA CGM Elbe	06/21/21	FMS	3
CSCL Autumn	06/19/21	WBCT	5
Seaspan Manila	06/20/21	WBCT	4
Seaspan Melbourne	06/17/21	WBCT	5
Wan Hai 515	06/19/21	WBCT	5
Zim Sao Paolo	06/20/21	WBCT	4

Optimizer



For more information on Port Optimizer: track.portoptimizer.com
Contact: Jim Dietz, Director Port Solutions: jim.dietz@wabtec.com

Clean Air Action Plan Progress



Greenhouse
Gases
10%

Nitrogen
Oxides
60%

Diesel
Particulate
Matter
87%

Sulfur
Oxides
98%

Container
Volume
26%

2023 Goal
59%

2023 Goal
77%

2023 Goal
93%

CYBER SECURITY OPERATIONS CENTER



- Technologies: \$5 million Cyber Security Operations Center (*First for ports, in operation since 2014*)
- Processes: ISO 27001 certified Information Security Management System (*First and only for ports, certified since 2015*)
- People: Full-time cybersecurity team of employees with cyber security industry certifications
- Mandatory cyber security awareness training for all employees
- Collaboration with City of LA, USCG, FBI, USSS, DHS, CBP and others

Initiatives to Address Evolving Challenges

Short-term

- *Vaccines*
- *Increasing Cargo Velocity*
- *Clearing Backlog*


Intermediate

- *Chassis*
- *Truck Gates*
- *Port Optimizer™*

Long-term

- *Competitiveness Policy Solutions*

Thank You



@PortofLA



portoflosangeles.org



**THE PORT
OF LOS ANGELES**