



**THE PORT  
OF LOS ANGELES**

# *Port of Los Angeles Update*

Masa Morimoto, Marketing | October 4, 2021



# TEU Volume – Port Ranking



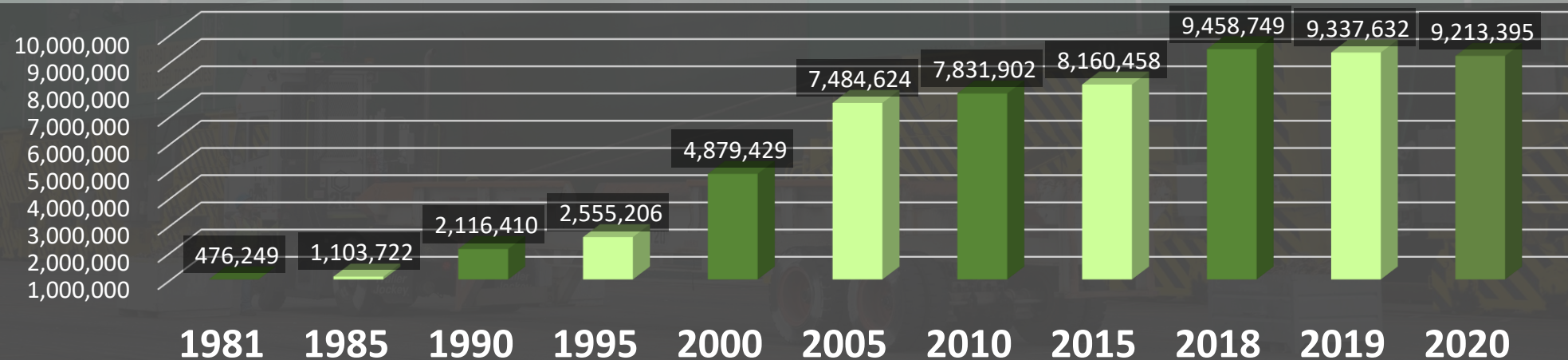
## Global Ranking (2020)

1. Shanghai, China	43.5	6. Qingdao, China	22.01
2. Singapore	36.87	7. Busan, South Korea	21.82
3. Ningbo, China	28.72	8. Tianjin, China	18.35
4. Shenzhen, China	26.55	9. Hong Kong	17.97
5. Guangzhou, China	23.51	10. LA & LB	17.3

## North American Ranking (2020)

1. Los Angeles	9.2	6. Vancouver	3.4
2. Long Beach	8.1	7. Northwest Seaport	3.3
3. NY/NJ	7.5	8. Houston	2.9
4. Panama (AMP)	6.9	9. Virginia	2.8
5. Georgia	4.6	10. Oakland	2.4

## PORT OF LOS ANGELES - TEU COUNT

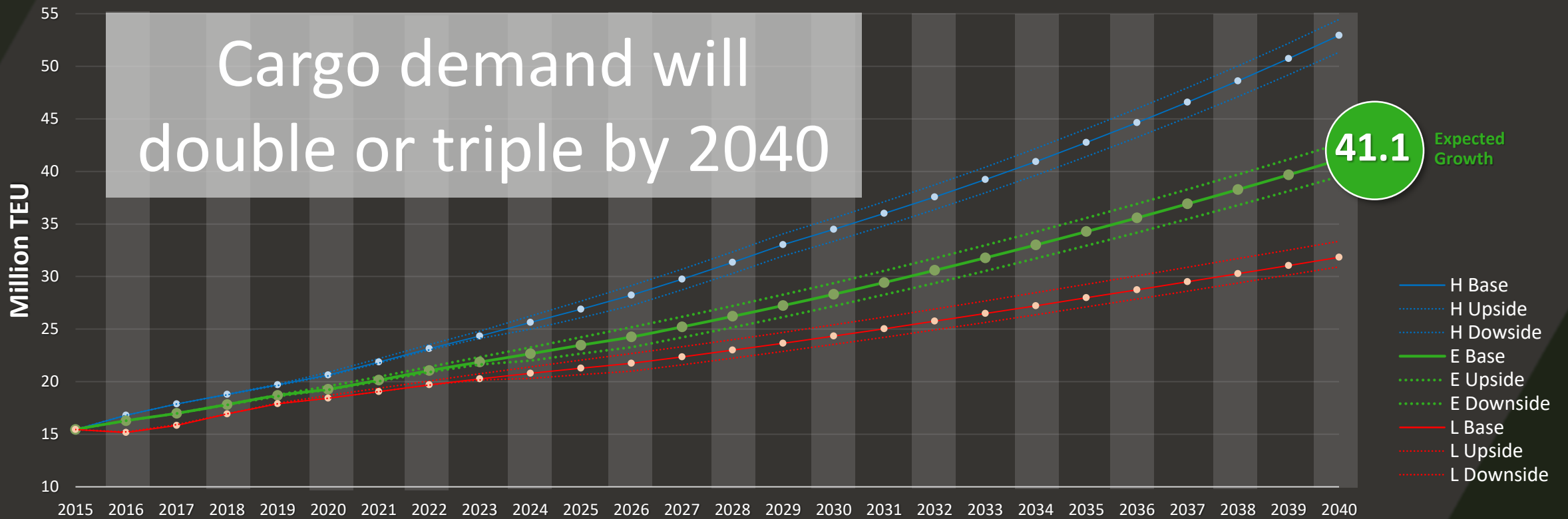


# San Pedro Bay Cargo Forecast



CAGR	High Growth			Expected Growth			Low Growth		
	Upside	Base	Downside	Upside	Base	Downside	Upside	Base	Downside
2015-2040	5.2%	5.1%	4.9%	4.1%	4.0%	3.8%	3.1%	2.9%	2.8%


Cargo demand will double or triple by 2040



# Where Stand Today

(9/30 POLA )

## *Ships at Anchor*



Anchor: 33 ships (POLA 9/30)  
Avg. Days at Anchor: 9.9  
days

## *Containers Left in Terminal*



Days After Discharge:  
5.5 days  
(Rail:4.4 days Local:5.8days)  
(Date run on 9/30 last 60 days)

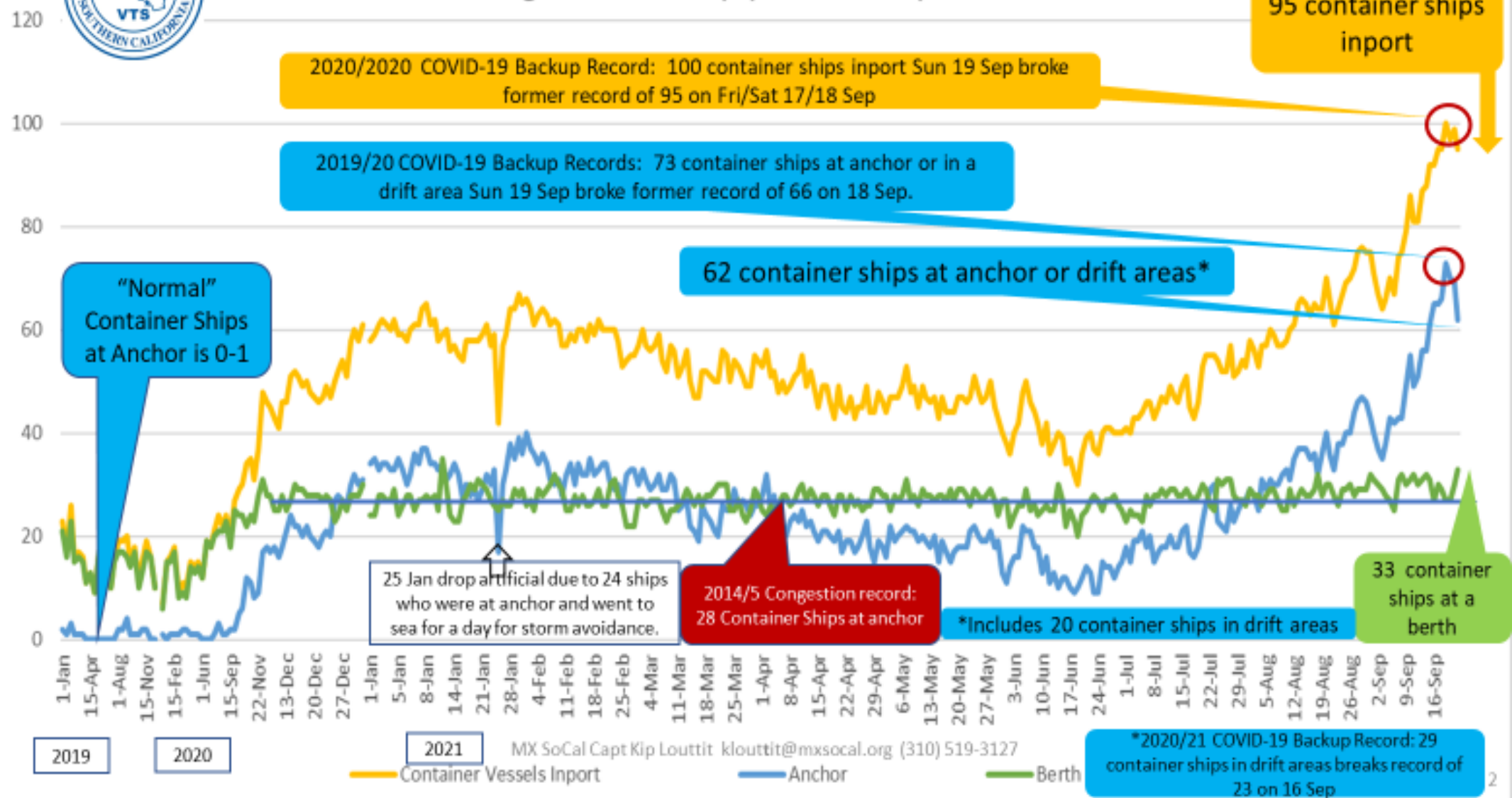
## *Warehouses Full; Equipment Held*



Chassis Street Dwell Time:  
7.3 days /20'  
8.8days /40' (9/30)



# Total Container Ships in Los Angeles and Long Beach 1 Jan 2019 through Wed 22 Sep per 1200 report



# 労使交渉

In June 2017, The **PMA** and **ILWU** agreed to extend the West Coast waterfront contract, which was scheduled to expire on July 1, 2019, until Jul 1, 2022.

2017年6月にPMA（太平洋海事協会）とILWU（国際港湾倉庫労働者組合）は2019年7月に失効予定の労働協約を2022年の7月まで延長。

October 1, 2018, **USMX** and **ILA** agreed to extend the contract from 10/1/2018 to 9/30/2024

2018年10月に USMX(米国海洋連合) とILA(国際港湾労働者協会) は2018年10月に執行予定であった労働協約を2024年9月末まで延長

\*PMA: Pacific Maritime Association

\*USMA: United States Maritime Alliance, Ltd.

\*ILWU: International Longshore and warehouse Union

\*ILA: International Longshoremen's Association

# ILWU Labor

9/23 – 28 gangs cut of 103 requested	(27%)
9/24 – 35 gangs cut of 107 requested	(33%)
9/27 – 13 gangs cut of 109 requested	(12%)
9/28 – 10 gangs cut of 93 requested	(11%)
9/29 – 26 gangs cut of 108 requested	(24%)
9/30 – 22 gangs cut of 59 requested – day shift only	(37%)

# Import Volume for coming weeks SIGNAL



Sep 26 – Oct 02  
(Week 39)

Import Volumes (TEU)

**102,801**

% Change from previous week: ▼ 5.18

% Change from Previous Year: ▼ 19.30

Oct 03 – Oct 09  
(Week 40)

Import Volumes (TEU)

**135,607**

% Change from previous week: ▲ 31.91

% Change from Previous Year: ▲ 33.21

Oct 10 – Oct 16  
(Week 41)

Import Volumes (TEU)

**176,600**

% Change from previous week: ▲ 30.23

% Change from Previous Year: ▲ 35.47



# Current Anchorage at Port of Los Angeles

as of 9/30/2021



Current Ships at Anchor	Date of Anchor	Terminal	Days at Anchor
A Daisen	09/23/21	WBCT	7
AS Columbia	09/15/21	WBCT	15
Cap Jackson	09/23/21	APMT	7
CMA CGM A. Lincoln	09/21/21	FMS	9
CMA CGM G. Washington	09/21/21	FMS	9
CMA CGM Panama	09/22/21	FMS	8
CMA CGM Topaz	09/29/21	TraPac	1
CSCL South China Sea	09/27/21	WBCT	3
CSCL Yellow Sea	09/25/21	WBCT	5
Ever Liberal	09/28/21	APMT	2
Ever Lissome	09/25/21	Everport	5
Hyundai Paramount	09/21/21	YTI	9
Hyundai Prestige	09/28/21	YTI	2
Jackson Bay	09/17/21	WBCT	13
Maersk Ensenada	09/19/21	APMT	11
Maersk Esmeraldas	09/28/21	APMT	2
MOL Success	09/24/21	YTI	6
Mount Cameron	09/13/21	TraPac	17
Mount Nicholson	09/17/21	WBCT	13
MSC Aries	09/25/21	APMT	5
Navios Verde	09/14/21	WBCT	16
NYK Meteor	09/27/21	YTI	3
NYK Romulus	09/21/21	YTI	9
One Theseus	09/17/21	YTI	13
San Francisco Bridge	09/23/21	YTI	7
Seaspan Manila	09/28/21	WBCT	2
Singapore	09/14/21	WBCT	16
Sinotrans Bangkok	09/18/21	Everport	12
SM Ningbo	09/27/21	FMS	3
Wan Hai 515	09/16/21	WBCT	14
Wan Hai 611	09/11/21	WBCT	19

Q&A